



PISO-P64U/PISO-P64U-24V

Universal PCI, 64-ch Optically Isolated Digital Input Board

Introduction

The PISO-P64U/P64U-24V Universal PCI card supports the 3.3 V/5 V PCI bus and provides 64 optically-isolated Digital Input channels. Either an internal or an external power supply can be used, which can be selected via a jumper. The internal power is provided by an onboard isolated DC/DC converter that provides 3000 VDC isolation and is used for connecting dry-contact input devices. The Digital Input channels are arranged into four isolated banks when using four isolated external power supplies. DI channels 0 - 15 are allocated to Bank A, DI channels 16 - 31 are allocated to Bank B, DI channels 32 - 47 are allocated to Bank C, and DI channels 48 - 63 are allocated to Bank D.

The onboard photocouplers provide 3750 Vrms isolation, and act as an interface to field logic signals, eliminate ground-loop problems, and isolate the host computer from potentially damaging voltage spikes. The PISO-P64U/P64U-24V card contains a single DB-37 connector and a single 40-pin male header, each supporting 32 input channels.

The PISO-P64U/P64U-24V card also includes an onboard Card ID switch that enables the board to be recognized via software if two or more boards are installed in the same computer.

Pin Assignments

Pin Assignment	Terminal No.	Pin Assignment	Pin Assignment	Terminal No.	Pin Assignment
IGND0	01	20	IGND2	01	02
DI_0	02	21	DI_32	03	04
DI_1	03	22	DI_33	05	06
DI_2	04	23	DI_34	07	08
DI_3	05	24	DI_35	09	10
DI_4	06	25	DI_36	11	12
DI_5	07	26	DI_37	13	14
DI_6	08	27	DI_38	15	16
DI_7	09	28	DI_39	17	18
DI_8	10	29	DI_40	19	20
DI_9	11	30	DI_41	21	22
DI_10	12	31	DI_42	23	24
DI_11	13	32	DI_43	25	26
DI_12	14	33	DI_44	27	28
DI_13	15	34	DI_45	29	30
DI_14	16	35	DI_46	31	32
DI_15	17	36	DI_47	33	34
ECOM0	18	37	ECOM2(+)	35	36
N.C.	19	38	ECOM2(-)	37	38
		39	N.C.	39	40
					CON2
					CON1

Features

- Universal PCI (3.3 V/5 V) Interface
- Supports Card ID (SMD Switch)
- 3750 Vrms Photo-isolation Protection
- Built-in DC/DC Converter with 3000 VDC Isolation
- 64-channel Optically-isolated Digital Input
 - Jumper-selectable Internal or External Power Source for DI
 - 4 Isolated Banks when using 4 Isolated External Power Supplies



Software

Drivers

- 32/64-bit Windows 10/11
- Linux
- DASYLab

Sample Programs

- DOS Lib and TC/BC/MSC Demo
- VB/VC/Delphi/VB.NET/C#.NET/VC.NET/LabVIEW/Python/MATLAB











Hardware Specifications

Model	PISO-P64U	PISO-P64U-24V
Hardware		
Card ID	Yes (4-bit)	
Connector	Female DB37 x 1 40-pin Box header x 1	
Digital Input		
Channels	64	
Type	Photocoupler (Sink and Source)	
Response Speed	4 kHz (Typical)	
Trigger Mode	Static Update	
Wet Contact, ON Voltage Level	5 ~ 15 V (Max 24 V)	20 ~ 28 V (Max 30 V)
Wet Contact, OFF Voltage Level	0 ~ 1 V	
Dry Contact, ON Voltage Level	Close to GND	
Dry Contact, OFF Voltage Level	Open	
Isolation	3750 Vrms (Using external power)	
PC Bus		
Type	3.3 V/5 V Universal PCI, 32-bit, 33 MHz	
Data Bus	8-bit	
Power		
Consumption	400 mA @ +5 V	
Mechanical		
Dimensions (mm)	105 x 180 x 22 (W x L x D)	
Environmental		
Operating Temperature	0 ~ +60°C	
Storage Temperature	-20 ~ +70°C	
Humidity	5 ~ 85% RH, Non-condensing	

Ordering Information

PISO-P64U CR	Universal PCI, 64-ch Optically Isolated Digital Input Board (RoHS) Includes one CA-4037B cable and two CA-4002 D-Sub connectors
PISO-P64U-24V CR	Universal PCI, 64-ch Optically Isolated Digital Input Board (RoHS) Includes one CA-4037B cable and two CA-4002 D-Sub connectors

Accessories

	CA-3710 CR	DB-37 Male-Male D-sub cable 1 M (Cable for Daughter Board (45°)) (RoHS)
	CA-3710D CR	DB-37 Male-Male D-sub cable 1 M (Cable for Daughter Board (180°)) (RoHS)
	CA-3715DM-H CR	DB-37 Male-Male Cable, 1.5 M, 180° (RoHS)
	CA-3730DM-H CR	DB-37 Male-Male Cable, 3.0 M, 180° (RoHS)
	CA-3750DM CR	DB-37 Male-Male Cable, 5.0 M, 180° (RoHS)
	CA-3750DM-H CR	DB-37 Male-Male Cable, 5.0 M, 180° (RoHS)
	CA-4002 CR	37-pin Male D-sub connector with plastic cover (RoHS)
	CA-4037B CR	40-pin flat & D-sub 37-pin Female cable 24 cm (RoHS)
	DB-37 CR	Directly connect signal to D-sub 37-pin connector (RoHS)
	DN-37 CR	DIN Rail Mounting 37-pin Connector (RoHS)

