



## CAN-2024C

Analog Output Module of CANopen Slave

### Features

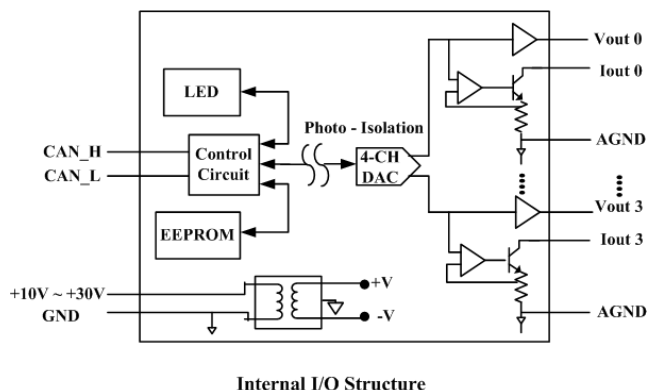
- NMT Slave
- Read-Back Accuracy  $\pm 1\%$  of FSR
- Provide default EDS file
- ESD Protection 4 KV Contact for each channel
- Support Power Supply  $+10 \sim +30 V_{DC}$
- Support CiA DS-301 v4.02, DSP-401 v2.1
- Support PDO Mapping



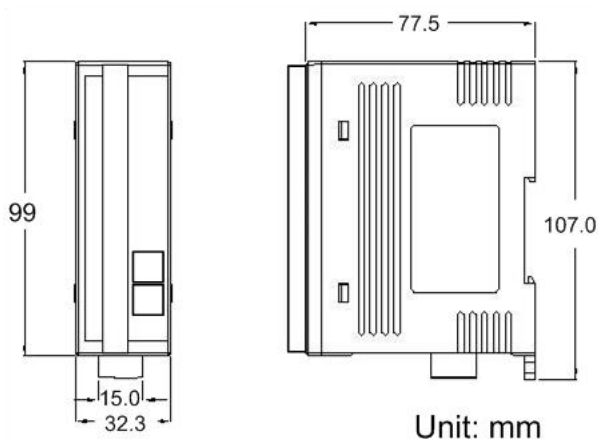
### Introduction

CAN-2024C module follows the CiA DS-301 version 4.02 and DSP-401 version 2.1. You can access the analogue output status and set the configuration by using standard CANopen protocol. CAN-2024C has passed the validation of the CiA CANopen conformance test tool. Therefore, you can use it with standard CANopen master easily by applying the EDS file. CAN-2024C has 4 analogue output channels. By the CANopen masters of ICP DAS, you can quickly build a CANopen network to approach your requirement.

### Internal I/O Structure



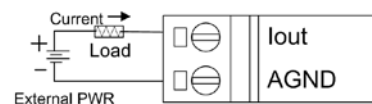
### Dimensions



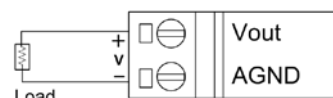
### I/O Pin & Wire Connection

Terminal No.	Pin Assignment
01	Iout 0
02	AGND
03	Iout 1
04	AGND
05	Iout 2
06	AGND
07	Iout 3
08	AGND
09	Vout 0
10	AGND
11	Vout 1
12	AGND
13	Vout 2
14	AGND
15	Vout 3
16	AGND
17	N/A
18	N/A
19	N/A
20	N/A

#### Current Output Wiring



#### Voltage Output Wiring



### Node ID & Baud rate DIP Switch

CAN_V+	Pin 5
CAN_H	Pin 4
CAN_SHLD	Pin 3
CAN_L	Pin 2
CAN_GND	Pin 1



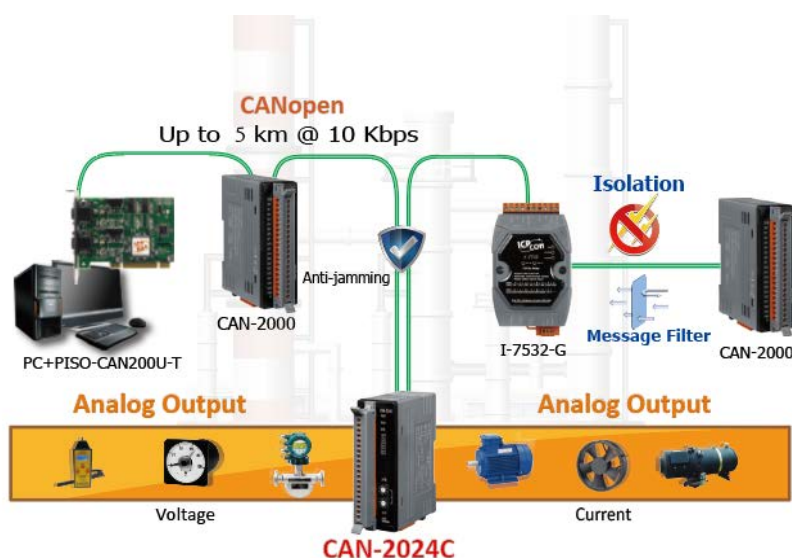
Baud rate rotary switch

Switch Value	Pair-connection	Baud Rate
0	8	10 kbps
1	9	20 kbps
2	A	50 kbps
3	B	125 kbps
4	C	250 kbps
5	D	500 kbps
6	E	800 kbps
7	F	1000 kbps

## Specifications

CAN Interface	
Connector	5-pin screwed terminal block (CAN_GND, CAN_L, CAN_SHLD, CAN_H, CAN_V+)
Baud Rate (bps)	10 k, 20 k, 50 k, 125 k, 250 k, 500 k, 800 k, 1M
Terminal Resistor	Switch for 120 $\Omega$ terminal resistor
Node ID	1~99 selected by rotary switch
Protocol	CANopen DS-301 ver4.02, DS-401 ver2.1
No. of PDOs	10 Rx, 10 Tx (support dynamic PDO)
PDO Mode	Event Triggered, Remotely requested, Cyclic and acyclic SYNC
Error Control	Node Guarding protocol and Heartbeat Producer protocol
Emergency Message	Yes
Analog Output	
Channels	4
Voltage Range	0 ~ +5 V <sub>DC</sub> , -5 ~ +5 V <sub>DC</sub> , 0 ~ +10 V <sub>DC</sub> , -10 ~ +10 V <sub>DC</sub>
Current Range	0 ~ 20 mA, 4 ~ 20 mA
ESD Protection	4 kV Contact for each channel
LED	
Round LED	PWR LED, RUN LED, ERR LED
I/O LED	4 LEDs as Current and Voltage differently, and 1 LED as terminal resistor indicator
Power	
Input range	Unregulated +10 ~ +30 V <sub>DC</sub>
Power Consumption	1.5 W
Mechanism	
Installation	DIN-Rail
Dimensions	32.3 mm x 99 mm x 77.5 mm (W x L x H)
Environment	
Operating Temp.	-25 ~ 75 °C
Storage Temp.	-30 ~ +80 °C
Humidity	10 ~ 90% RH, non-condensing

## Application



## Ordering Information

<b>CAN-2024C CR</b>	CANopen module of 4-channel Analog Output
---------------------	---