



**ET-2260**

**PET-2260**

Ethernet I/O Module with 6-ch DI and 6-ch Power Relay

## Features

- Built-in Web Server
- Support Modbus TCP/UDP, MQTT, and SNMP V2c Protocols
- 2-port Ethernet Switch (LAN Bypass) for Daisy-Chain Wiring
- Dual Watchdog
- I/O Pair Connection (Push and Pull)
- Built-in I/O
  - DI/Counter: 6 channels
  - Power Relay: 6 channels
- LED Display to Indicate the I/O Status



## Introduction

The (P)ET-2260 provides 6 wet contact Digital Input channels and 6 Form A electromechanical Relays. With 2 Ethernet ports, the (P)ET-2260 allows daisy chain connection which permits the flexibility in locating devices, eases installation and lowers infrastructure costs. It features 8 kV ESD protection, 4 kV EFT protection, 3 kV surge, and 3000 VDC I/O isolation to enhance noise protection capabilities in industrial environments. Each input channel can be used as a 32-bit counter. The power-on value and safe value of relay are configurable.

## System Specifications

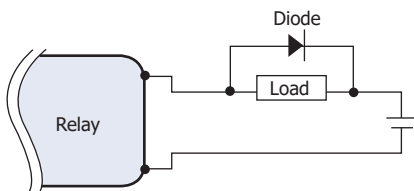
Model	ET-2260	PET-2260
<b>Software</b>		
Built-in Web Server	Yes	
<b>CPU Module</b>		
CPU	32-bit ARM	
Watchdog Timer	Module, Communication (Programmable)	
<b>Isolation</b>		
2-way Isolation	Ethernet: 1500 VDC I/O: 3000 VDC	I/O: 3000 VDC
<b>EMS Protection</b>		
EFT (IEC 61000-4-4)	±4 kV for Power Line	
ESD (IEC 61000-4-2)	±8 kV Contact for Each Terminal ±16 kV Air for Random Point	
Surge (IEC 61000-4-5)	±3 kV for Power Line	
<b>LED Indicators</b>		
Status	Run, Ethernet, I/O	Run, Ethernet, I/O, PoE
<b>Ethernet</b>		
Ports	2 x RJ-45, 10/100 Base-Tx, Switch Ports	
PoE	-	Yes
LAN bypass	Yes	
Security	Password and IP Filter	
Protocol	Modbus TCP, Modbus UDP, MQTT, and SNMP V2c	

Model	ET-2260	PET-2260
<b>Power</b>		
Reverse Polarity Protection	Yes	
Consumption	3.5 W (max.)	4.4 W (max.)
Powered from PoE	-	IEEE 802.3af, Class2
Powered from Terminal Block	+10 to +30 VDC	+10 to +48 VDC
<b>Mechanical</b>		
Casing	Plastic	
Dimensions (mm)	33 x 126 x 108 (W x L x H)	
Installation	DIN-Rail Mounting	
<b>Environment</b>		
Operating Temperature	-25 to +75°C	
Storage Temperature	-40 to +80°C	
Humidity	10 to 90% RH, Non-condensing	

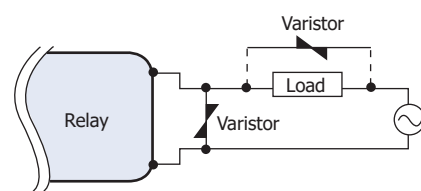
### Note:

When inductive loads are connected to the relays, a large counter electromotive force may occur when the relay actuates because of the energy stored in the load. These flyback voltages can severely damage the relay contacts and greatly shorten the relay life. Limit these flyback voltages at your inductive load by installing a flyback diode for DC loads or a metal oxide varistor for AC loads.

#### for DC loads



#### for AC loads



## I/O Specifications

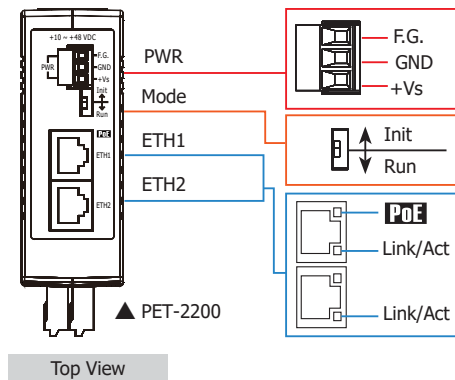
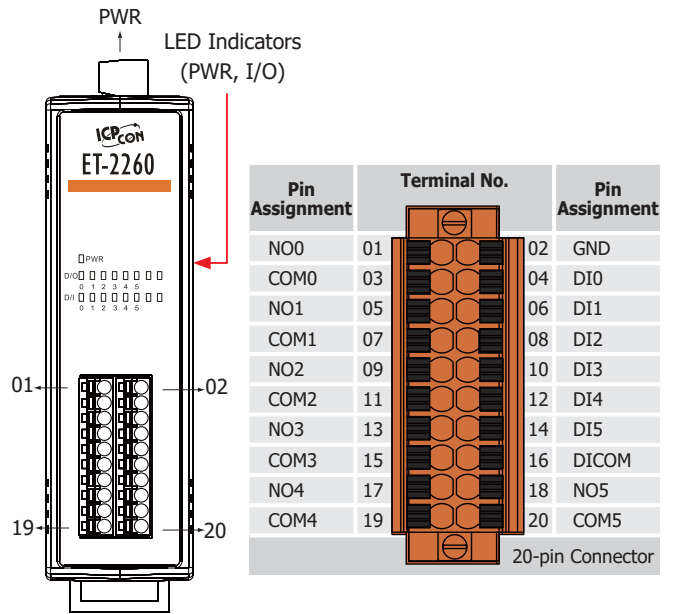
Digital Input/Counter	
Channels	6
Type	Dry Contact Wet Contact
Sink/Source (NPN/PNP)	Dry: Source Wet: Sink/Source
ON Voltage Level	Dry: Close to GND Wet: +10 to +50 VDC
OFF Voltage Level	Dry: Open Wet: +4 VDC (max.)
Max. Counts	4,294,967,295 (32-bit)
Frequency	3 kHz
Input Impedance	7.5 kΩ
Overvoltage Protection	+70 VDC
Low Pass Filter	1 to 6500 ms (0.08 Hz to 500 Hz)
Power Relay	
Channels	6
Type	Power Relay, Form A (SPST N.O.)
Contact Rating	5 A @ 250 VAC/24 VDC (Resistive Load)
Operate Time	10 ms (max.)
Release Time	5 ms (max.)
Electrical Endurance	10 <sup>5</sup> ops.
Mechanical Endurance	2 × 10 <sup>7</sup> ops.
Power-on Value	Programmable
Safe Value	Programmable

## Wire Connections

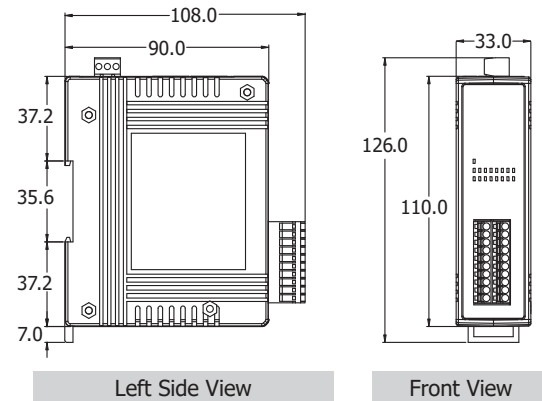
Digital Input /Counter	Readback as 1	Readback as 0
Dry Contact	Close to GND 	Open 
	+10 to +50 VDC 	OPEN or <4 VDC 
Wet Contact (Sink)		
Wet Contact (Source)	+10 to +50 VDC 	OPEN or <4 VDC 

Power Relay	ON State Readback as 1
Relay Output	
	OFF State Readback as 0

## Pin Assignments



## Dimensions (Units: mm)



## Ordering Information

<b>ET-2260 CR</b>	Ethernet I/O Module with 2-port Ethernet Switch, 6-ch DI, and 6-ch Power Relay (RoHS)
<b>PET-2260 CR</b>	PoE Ethernet I/O Module with 2-port Ethernet Switch, 6-ch DI, and 6-ch Power Relay (RoHS)