



U-7518ZM/S U-7518ZM/S2

OPC UA I/O Module

with 10-channels Thermocouple Inputs,
3-channels DO and 2-port Ethernet Switch.

Features

- Support OPC UA Server / Client and MQTT Client Protocol
- Support RESTful API via HTTP and HTTPS
- Support to Execute OPC UA, MQTT and RESTful API Simultaneously
- Support Scaling For Analog Signal Converting
- Support Logic Function Rule Setting: IF, THEN, ELSE
- Support Schedule: to Execute the Set Rules at a Specific Time.
- Support Event Log: Record the I/O Change for Device Tracking
- Support IoTstar Cloud Management Software.
- Built-in Web Server to Provide the Web User Interface
- I/O Channels: 10 x Thermocouple Inputs, 3 x DO
- Dual-port Ethernet Switch for Daisy-Chain Topology
- IEEE 802.3af-compliant Power over Ethernet (PoE)



Introduction

U-7518ZM is a UA I/O module that provides 10 thermocouple Input, and 3 digital output channels. It has a built-in dual-port Ethernet switch to implement daisy-chain topology. The cabling is much easy and can reduce the total cable and switch cost. It follows IEEE 802.3af (Class 2) compliant Power over Ethernet (PoE) specification. It allows receiving power from PoE enabled network by Ethernet pairs. This feature provides greater flexibility and efficiency to simplify system design, save space, and reduce wirings and power sockets. It provides a Web UI to configure/control/monitor the modules, connections, and I/O status via a web browser. It is easy, fast, and no extra APP needed.

In industrial communication, UA I/O provides OPC UA Server / Client, MQTT Client and RESTful API protocols (can execute all communications at the same time.). Users can choose the networking mode according to their cases. And to transmit the values of the built-in I/O channels to the cloud system or field control system for displaying, analysis or strategy. Support Scaling. Let the analog signal be converted into a more readable value. Support logic function rule setting IF, THEN, ELSE, can set up logical condition/action for I/O and virtual point; Provide schedule function to execute the set rules at a specific time; and support RESTful API function, can read/write I/O and virtual point through HTTP or HTTPS.

Software Specifications

Protocol	Function
OPC UA Server / Client <ul style="list-style-type: none"> ● OPC Unified Architecture: 1.02 ● Core Server Facet ● Data Access Server Facet ● Method Server Facet ● UA-TCP UA-SC UA Binary ● User Authentication: <ul style="list-style-type: none"> - Anonymous - Username/Password - X.509 Certificate ● Security Policy: <ul style="list-style-type: none"> - None - Basic128Rsa15 (Sign, Sign & Encrypt) - Basic256 (Sign, Sign & Encrypt) ● Can Execute with MQTT and RESTful API Communication Simultaneously ● Max. Session Connections: 3 (Server only) 	Web Interface for Configuration <ul style="list-style-type: none"> ● The system operation can be performed through the browser without installing software tools. ● Use AES 256 encryption algorithm to encrypt web page setting data for general communication. ● HTTPS upgrades the security of web communication.
MQTT Client	Scaling <ul style="list-style-type: none"> ● Convert the analog signal to a more readable value. ● Function is only available for modules with AI/O.
RESTful API	Security <ul style="list-style-type: none"> ● Information Security: Provide HTTPS, Port Binding , Allowlist, ICMP drop functions. ● Data security: Provide Certificate (X.509), Communication Encryption (SSL/TLS) functions.
	Rule Setting <ul style="list-style-type: none"> ● Provide simple logic condition rule setting, let UA I/O do automatic condition judgment and action control, to achieve simple intelligentization.
	Schedule <ul style="list-style-type: none"> ● Provide schedule function to execute the set rules at a specific time.
	Event Log <ul style="list-style-type: none"> ● When the I/O value changes, record the current I/O value for easy device tracking in the future.
	IoTstar Setting <ul style="list-style-type: none"> ● Support IoTstar cloud management software developed by ICP DAS.

System Specifications

CPU Module	
CPU	32-bit CPU (400 MHz)
Watchdog Timer	Module, Communication (Programmable)
Isolation	
2-way Isolation	I/O: 2500 VDC
EMS Protection	
ESD (IEC 61000-4-2)	±4 kV Contact for each terminal ±8 kV Air for random point
EFT (IEC 61000-4-4)	±4 kV for Power Line
LED Indicators	
Status	Run, Ethernet, I/O
Ethernet	
Ports	RJ-45 x 2, 10/100 Base-TX, Switch Ports
PoE	Yes
LAN bypass	Yes
Security	ID, Password and IP Filter
Power	
Reverse Polarity Protection	Yes
Consumption	3.3 W
Powered from PoE	IEEE 802.3af, Class2
Powered from Terminal Block	+12 ~ +48 VDC
Mechanical	
Dimensions (mm)	97 x 114 x 47 (W x L x H)
Installation	DIN-Rail mounting
Environment	
Operating Temperature	-25 °C ~ +75 °C
Storage Temperature	-30 °C ~ +80 °C
Humidity	10 ~ 90% RH, Non-condensing

I/O Specifications

Analog Input	
Channels	10 (Differential)
Type	Voltage, Current, Thermocouple
Temperature Output Consistency	Yes
Stable Temperature Output in the Field	Yes
Range	±15 mV, ±50 mV, ±100 mV, ±500 mV, ±1 V, ±2.5 V ±20 mA, 0 to 20 mA, 4 to 20 mA (Requires Optional External 125 Ω Resistor) Thermocouple (J, K, T, E, R, S, B, N, C, L, M, and LDIN43710)
Resolution	16-bit
Accuracy	±0.1% of FSR or better
Sampling Rate	10 Samples/Second (Total)
Input Impedance	> 300 kΩ
Common Mode Rejection	150 dB (min.)
Normal Mode Rejection	100 dB
Overvoltage Protection	240 Vrms
Individual Channel Configuration	Yes
Open Wire Detection	Yes
Zero Drift	±0.5 μV/°C
Span Drift	±25 ppm/°C
Isolation	±400 VDC, Virtual Channel to Channel Isolation

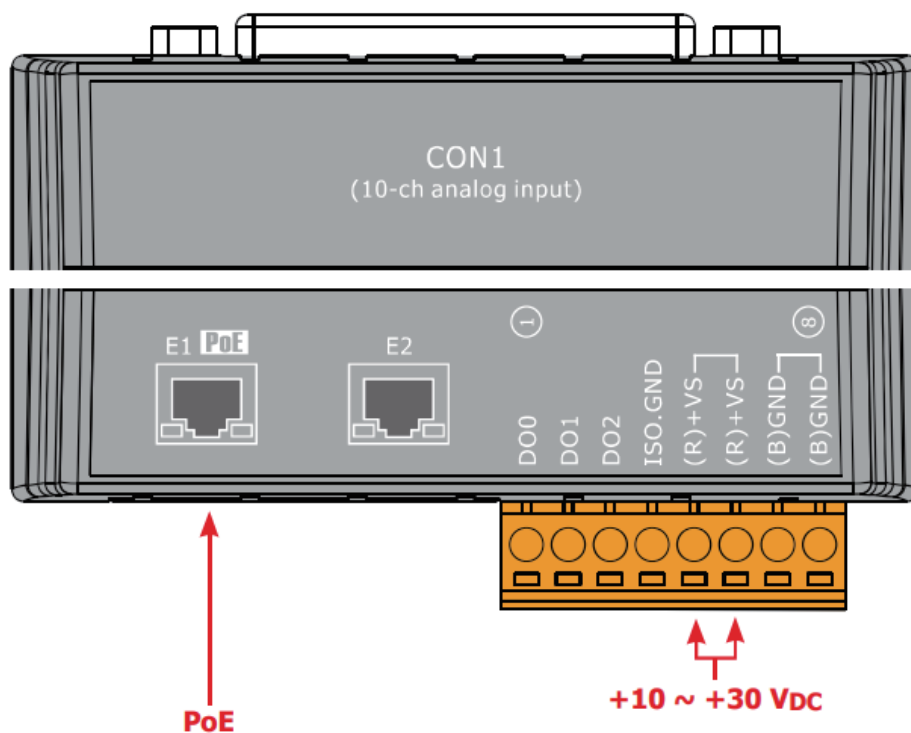
Digital Output	
Channels	3
Type	Isolated Open Collector
Sink/Source (NPN/PNP)	Sink
Load Voltage	+5 ~ +50 VDC
Load Current	700 mA/channel
Overvoltage Protection	+60 VDC
Overload Protection	1.4 A
Short-circuit Protection	Yes
Power on Value	Programmable
Safe Value	Programmable

Wire Connections

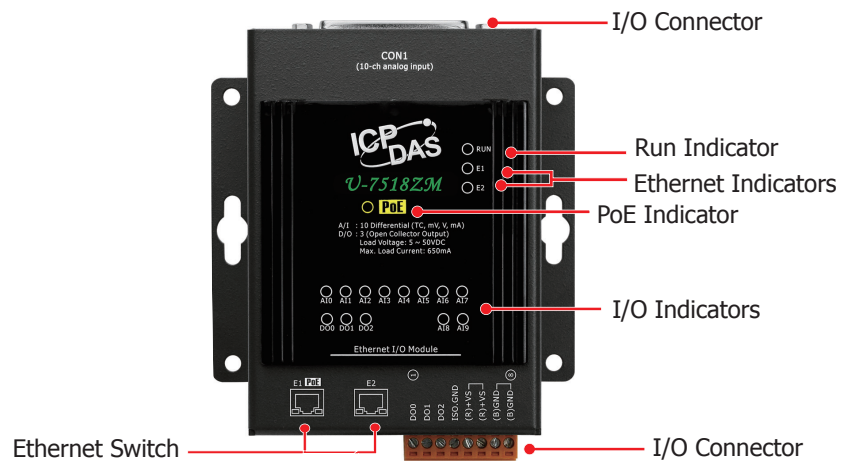
Voltage Input (Default)	
Thermocouple Input (Default)	
Current Input	
	Note: When connecting to a current source, an optional external 125 Ω resistor is required.

Digital Output	ON State Readback as 1	OFF State Readback as 0
Open Collector (Sink)		

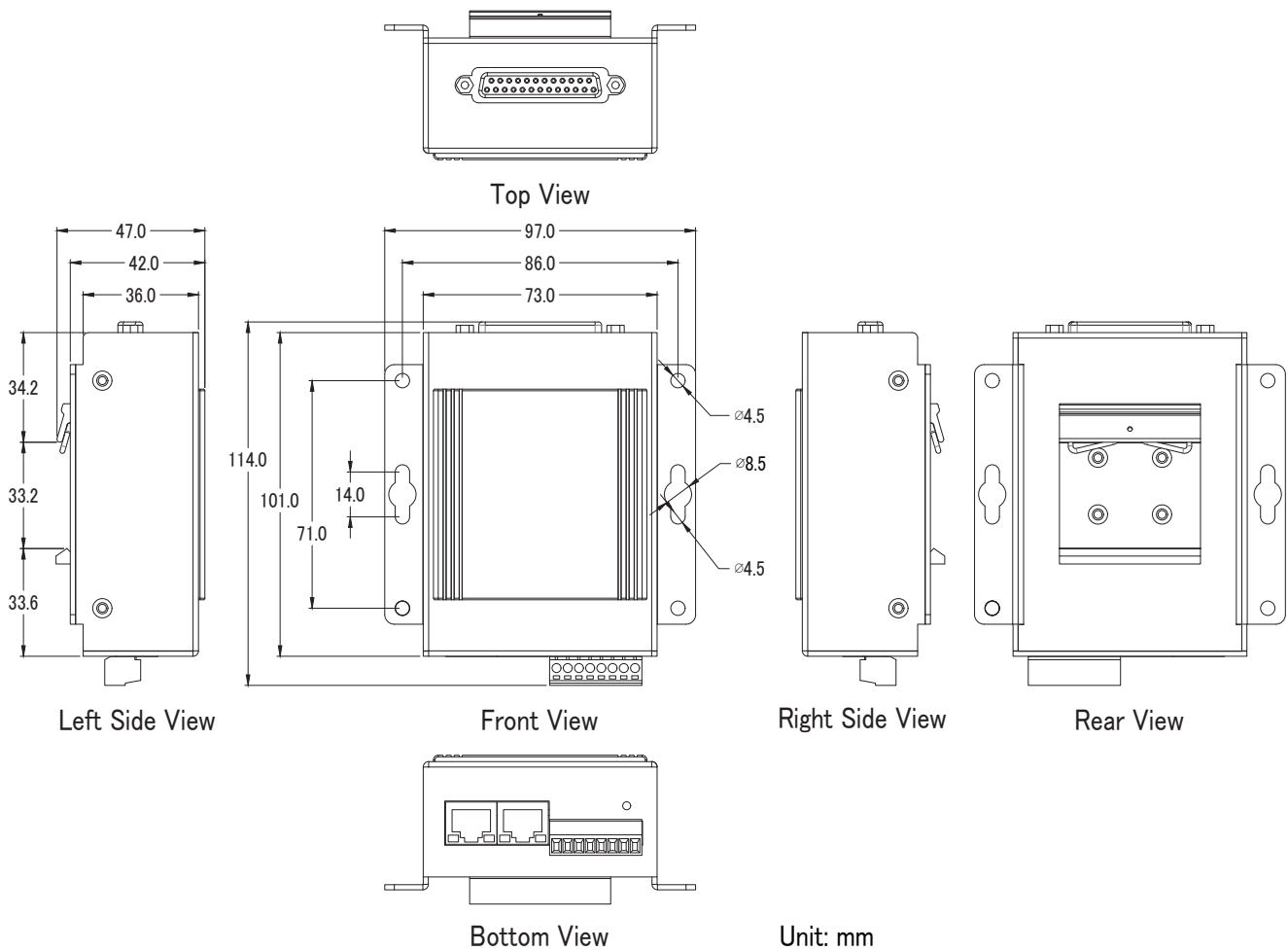
Pin Assignments



Appearance



Dimensions (mm)



Ordering Information

U-7518ZM/S CR	OPC UA I/O Module with 10-channels Thermocouple Inputs, 3-channels DO and 2-port Ethernet Switch. (RoHS) Includes DB-1820 Daughter Board
U-7518ZM/S2 CR	OPC UA I/O Module with 10-channels Thermocouple Inputs, 3-channels DO and 2-port Ethernet Switch. (RoHS) Includes DN-1822 Daughter Board and a 1.8 m Cable