



I-87028VW-G I-87028VW-20V-G

8-channel Isolated Voltage Output Module

Introduction

The I-87028VW and I-87028VW-20V are 8-channel voltage output modules that feature 2000 Vdc channel-to-channel isolation, and provides for 4 kV ESD protection and 2000 Vdc intra-module isolation. Options for configuring power-on and safe values are also included.

System Specifications

Model	I-87028VW	I-87028VW-20V
Communication		
Interface	RS-485	
Format	N, 8, 1	
Baud Rate	1200 to 115200 bps	
Protocol	DCON	
Dual Watchdog	Yes, Module (1.6 Seconds), Communication (Programmable)	
LED Indicators/Display		
System LED Indicators	Yes, 1 as Power/Communication Indicator	
I/O LED Indicators	-	
Isolation		
Intra-module Isolation, Field-to-Logic	2000 Vdc	
EMS Protection		
ESD (IEC 61000-4-2)	±4 kV Contact for each Terminal	
	±8 kV Air for Random Point	
RS Immunity (IEC 61000-4-3)	-	
Power		
Power Consumption	4 W Max.	
Mechanical		
Dimensions (L × W × H)	115 mm × 30 mm × 102 mm	
Environment		
Operating Temperature	-25 to +75°C	
Storage Temperature	-40 to +85°C	
Humidity	10 to 95% RH, Non-condensing	

Features

- I-87028VW
- 0-10 V Voltage Output
- I-87028VW-20V
- 0-20 V Voltage Output
- 8-channel Voltage Output
- 2 kV Channel-to-Channel Isolation
- RF Immunity
- Short Circuit Protection
- Configurable Power-on Value Settings
- Configurable Safe Value Settings
- 4 kV ESD Protection
- Wide Operating Temperature Range: -25 to +75°C



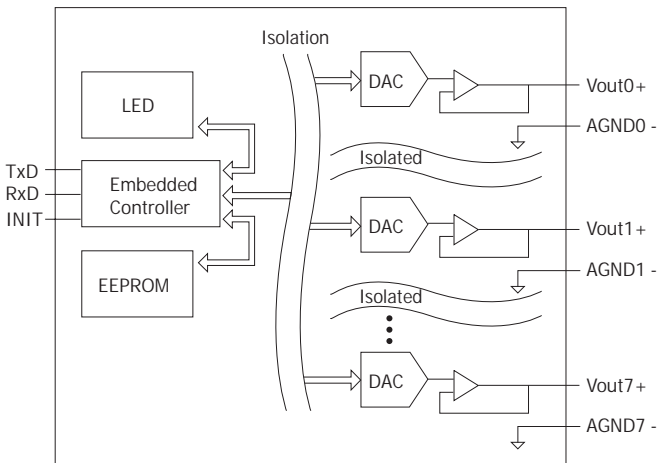
Applications

- Building Automation
- Factory Automation
- Machine Automation
- Remote Maintenance
- Remote Diagnosis
- Testing Equipment

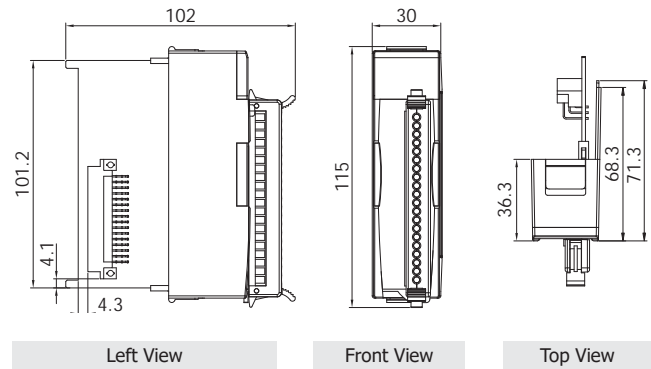
I/O Specifications

Model	I-87028VW	I-87028VW-20V
Analog Output		
Channels	8	
Current Output Wiring	-	
Range	0 ~ +10 Vdc	0 ~ +20 Vdc
Resolution	12-bit	
Accuracy	±0.15% of FSR	
Zero Drift	±0.2 μV/°C	
Span Drift	±25 ppm/°C	
DA Output Response Time	10 ms per channel	
Programmable Output Slope	Voltage	0.0625 ~ 512 V/Second
Output Capacity	10 V @ 10 mA	20 V @ 5 mA
Channel-to-Channel Isolation	Yes, 2 kV	
Open Wire Detection	-	
Short Circuit Protection	Yes	
Power-on Value	Yes	
Safe Value	Yes	

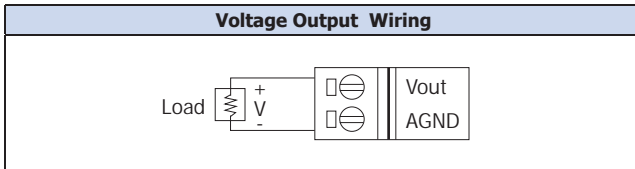
Internal I/O Structure



Dimensions (Units: mm)



Wire Connections




Pin Assignments

Terminal No.	Pin Assignment
01	Vout0+
02	AGND0-
03	Vout1+
04	AGND1-
05	N.C.
06	Vout2+
07	AGND2-
08	Vout3+
09	AGND3-
10	N.C.
11	Vout4+
12	AGND4-
13	Vout5+
14	AGND5-
15	N.C.
16	Vout6+
17	AGND6-
18	Vout7+
19	AGND7-
20	N.C.

Ordering Information

I-87028VW-G CR	8-channel 12-bit Channel-to-Channel Isolated Voltage Output Module (0 ~ +10 Vdc) (Gray Cover) (RoHS)
I-87028VW-20V-G CR	8-channel 12-bit Channel-to-Channel Isolated Voltage Output Module (0 ~ +20 Vdc) (Gray Cover) (RoHS)

Accessories

 SG-770 CR	7-channel Differential or 14-channel Single-ended Surge Protector (RoHS)
---	--